



# GUJCOT TRADE ASSOCIATION

WEEKLY REPORT 05-SEP-2020

## Market Movement from 31st Aug 2020 to 05th Sep 2020

- This week was volatile and bull dominated week. NY December Future was able to cross 66 cents psychological level and made double top on 66.44 cents, but was not able to sustain and close over 66 cents. Weaker dollar and spec buying pulled NY futures but ultimately week ended with win-win at 64.99 Cents losing 9 point a week.
- U.S. Export Sales and shipment was good. Big quantity of shipment to China.
- Next week U.S. Export sales and WASDE report release will be delay due to the Labor Day holiday on Monday.
- Indian physical market was stable to soft. Anticipating new arrival mills are on wait and watch position for new buying.
- Strong rupee has affected exports from India.
- Gujcot spot rate between 35,700 to 35,850 during this week.
- All India daily arrivals was between 12,000 to 15,000 bales.
- Daily arrivals in Gujarat was nearly 6,000 bales.
- All India cotton sowing till 03th of September was 128.952 lakh hectares against 124.905 lakh hectares last year at the same time.
- Gujarat Cotton Sowing area reached 22,77,100 Hectares as on 31th August against last year's 26,64,500 hectares at the same time.
- Indian rupee remained strong between 72.86 to 73.61 against USD compared to last week.



# GUJCOT TRADE ASSOCIATION

WEEKLY REPORT 05-SEP-2020

## Gujarat District wise Cotton Sowing

Gujarat Districtwise Cotton Sowing Till 31-August-2020			
<b>Kutch</b>	<b>615</b>	<b>Saurashtra</b>	<b>15,358</b>
Kutch	615	Surendranagar	3,302
		Rajkot	2,001
<b>North Gujarat</b>	<b>2,008</b>	Jamnagar	940
Banarsakantha	416	Porbandar	43
Patan	470	Junagadh	343
Mehsana	356	Amreli	3,313
Sabarkantha	425	Bhavnagar	2,243
Gandhinagar	176	Morbi	1,580
Aravali	166	Botad	1,418
		Gir Somnath	125
<b>Middle Gujarat</b>	<b>3,231</b>	Devbhumi Dwarka	48
Ahmedabad	1,157		
Anand	22	<b>South Gujarat</b>	<b>1,559</b>
Kheda	163	Surat	46
Panchmahal	140	Narmada	488
Dahod	2	Bharuch	933
Vadodara	792	Dang	0
Mahisagar	48	Navsari	0
Chota Udaipur	907	Valsad	0
		Tapi	92
<b>TOTAL</b>			<b>22,771</b>
<b>TOTAL (Last Year)</b>			<b>26,645</b>
<b>All Figures in '00 Hectares</b>			
Source :- Agriculture, Farmers Welfare and Co-operation Department Government of Gujarat			



# GUJCOT TRADE ASSOCIATION

WEEKLY REPORT 05-SEP-2020

## All India Cotton Sowing

All India Cotton Sowing				
As on 03-09-2020				
STATE	(Area in Lakh Hectare)			
	2020-2021	2019-2020	Change	
Punjab	5.010	4.020	0.990	24.63%
Haryana	7.370	7.010	0.360	5.14%
Rajasthan	6.678	6.445	0.233	3.62%
<b>North India</b>	<b>19.058</b>	<b>17.475</b>	<b>1.583</b>	<b>9.06%</b>
Gujarat	22.771	26.522	-3.751	-14.14%
Maharashtra	42.128	43.682	-1.554	-3.56%
Madhya Pradesh	6.440	6.090	0.350	5.75%
<b>Central India</b>	<b>71.339</b>	<b>76.294</b>	<b>-4.955</b>	<b>-6.49%</b>
Telangana	23.960	17.697	6.263	35.39%
Andhra Pradesh	5.542	5.740	-0.198	-3.45%
Karnataka	6.919	5.611	1.308	23.31%
Tamil Nadu	0.209	0.117	0.092	78.63%
<b>South Zone</b>	<b>36.630</b>	<b>29.165</b>	<b>7.465</b>	<b>25.60%</b>
Orissa	1.709	1.700	0.009	0.53%
Others	0.216	0.271	-0.055	-20.30%
<b>All India</b>	<b>128.952</b>	<b>124.905</b>	<b>4.047</b>	<b>3.24%</b>

Source :- Department of Agriculture Cooperation & Farmer Welfare - Government of India



# GUJCOT TRADE ASSOCIATION

## WEEKLY REPORT

05-SEP-2020

### Global

#### US Weekly Export Sales

- Net UPLAND sales of 1,31,500 RB for 2020-2021 primarily for China (61,400 RB, including decreases of 26,400 RB), Vietnam (30,200 RB, including 1,400 RB switched from South Korea, 700 RB switched from Japan, and decreases of 4,900 RB), Turkey (17,000 RB), Pakistan (16,700 RB, including decreases of 200 RB), and Indonesia (3,700 RB, including 3,100 RB switched from Japan), were offset by reductions for Japan (4,000 RB), Taiwan (500 RB), Malaysia (200 RB), and El Salvador (200 RB).
- UPLAND Exports of 2,73,900 RB were primarily to China (1,32,200 RB), Vietnam (33,700 RB), Turkey (27,900 RB), Pakistan (14,000 RB), and Malaysia (13,700 RB).
- Net sales of PIMA totaling 17,300 RB were primarily for India (8,800 RB, including decreases of 100 RB), Pakistan (3,900 RB), and China (3,400 RB).
- PIMA Exports of 12,100 RB were primarily to China (3,500 RB), India (3,000 RB), Pakistan (1,700 RB), Bahrain (900 RB), and Vietnam (900 RB).

US Export Sales	27-Aug-2020
<b>Marketing Year 2020-21</b>	
Upland Gross Sales	1,63,400
Cancellation	31,900
<b>Net Upland Sales</b>	<b>1,31,500</b>
PIMA Gross Sales	17,400
Cancellation	100
<b>Net PIMA Sales</b>	<b>17,300</b>
Total Gross Sales	1,80,800
Total Cancellation	32,000
<b>Total Net Sales</b>	<b>1,48,800</b>
<b>Shipments</b>	
UPLAND	2,73,900
PIMA	12,100
<b>Total Shipment</b>	<b>2,86,000</b>
<b>Marketing Year 2021-22</b>	
Net Upland Sales	0
Net PIMA Sales	0
<b>Total Net Sales</b>	<b>0</b>
All Figures in US Running Bale	



# GUJCOT TRADE ASSOCIATION

## WEEKLY REPORT 05-SEP-2020

### Gujarat Spot Rate Weekly Changes

Variety	Staple Length	Mic.	29-08-2020	05-09-2020	Change	Change (in Per.)
					W/W	W/W
Shankar 6	29 mm	3.8	35,900	35,700	-200	-0.56%
Shankar 6	28.5 mm	3.7	35,200	35,100	-100	-0.28%
V-797	13 % Trash		23,000	22,550	-450	-2.00%
MCX Spot Rate			17,300	17,110	-190	-1.11%
USD-INR Exchange			73.38	73.13	-0.25	-0.34%

### Average Rate of Last week

Variety	Staple Length	Mic.	Price Range		Average Of 6 Days
			Low	High	
Shankar 6	29	3.8	35,700	35,850	35,767
Shankar 6	28.5	3.7	35,100	35,250	35,175
Shankar 6	28	3.6	No Quote	No Quote	No Quote
Shankar 6	27	3.2	No Quote	No Quote	No Quote
Shankar 6	26	3.0	No Quote	No Quote	No Quote
V-797	13% Trash		22,550	22,900	22,708
MCX Spot Rate			17,110	17,180	17,142
USD Exchange Rate			72.86	73.61	73.20

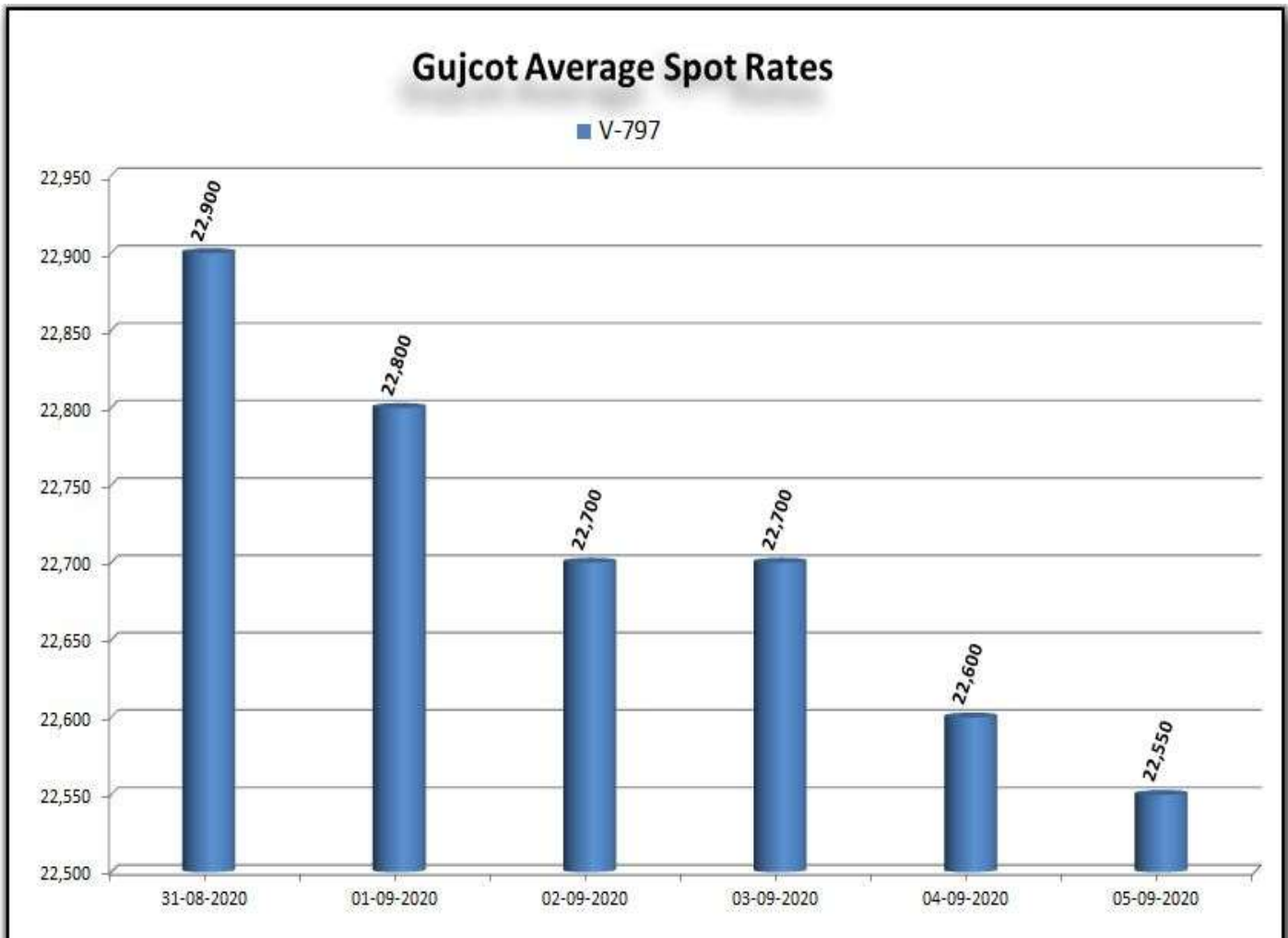
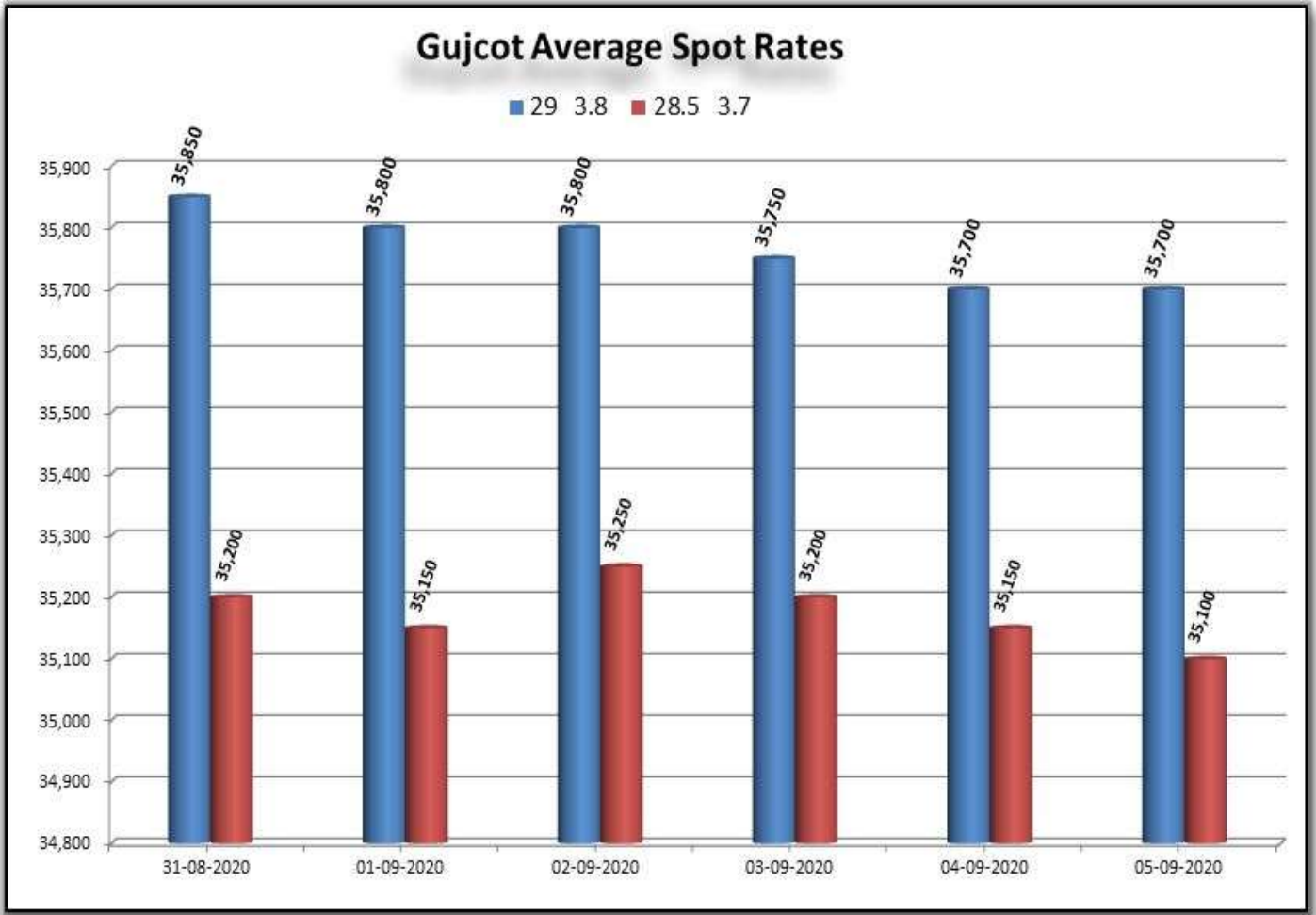
### Rate of Last Week

Date	29 3.8	28.5 3.7	V-797	MCX Spot Rate	USD-INR Exchange
31-08-2020	35,850	35,200	22,900	17,180	73.61
01-09-2020	35,800	35,150	22,800	17,170	72.86
02-09-2020	35,800	35,250	22,700	17,150	73.02
03-09-2020	35,750	35,200	22,700	17,130	73.47
04-09-2020	35,700	35,150	22,600	17,110	73.13
05-09-2020	35,700	35,100	22,550	17,110	73.13



# GUJCOT TRADE ASSOCIATION

WEEKLY REPORT 05-SEP-2020

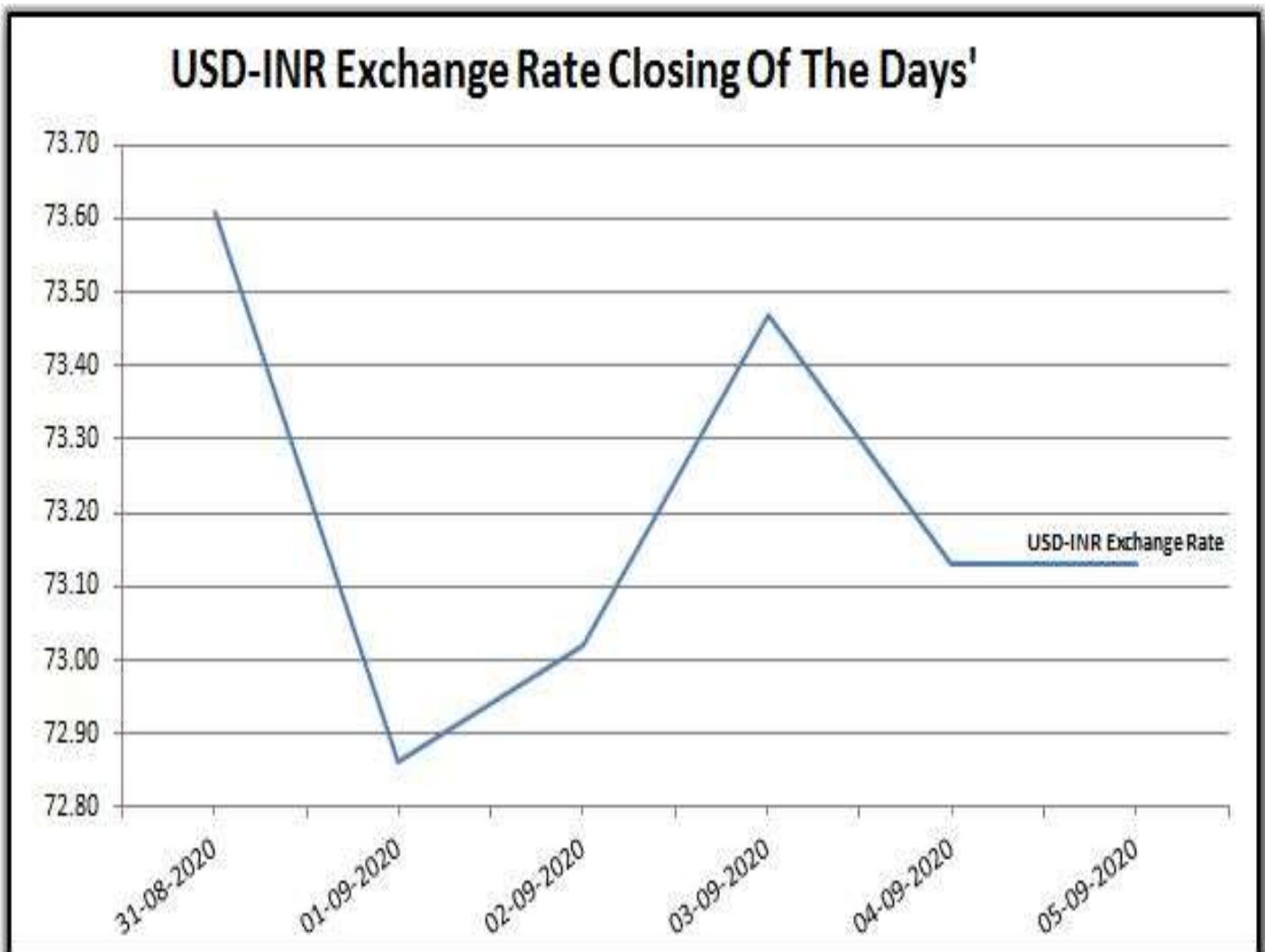
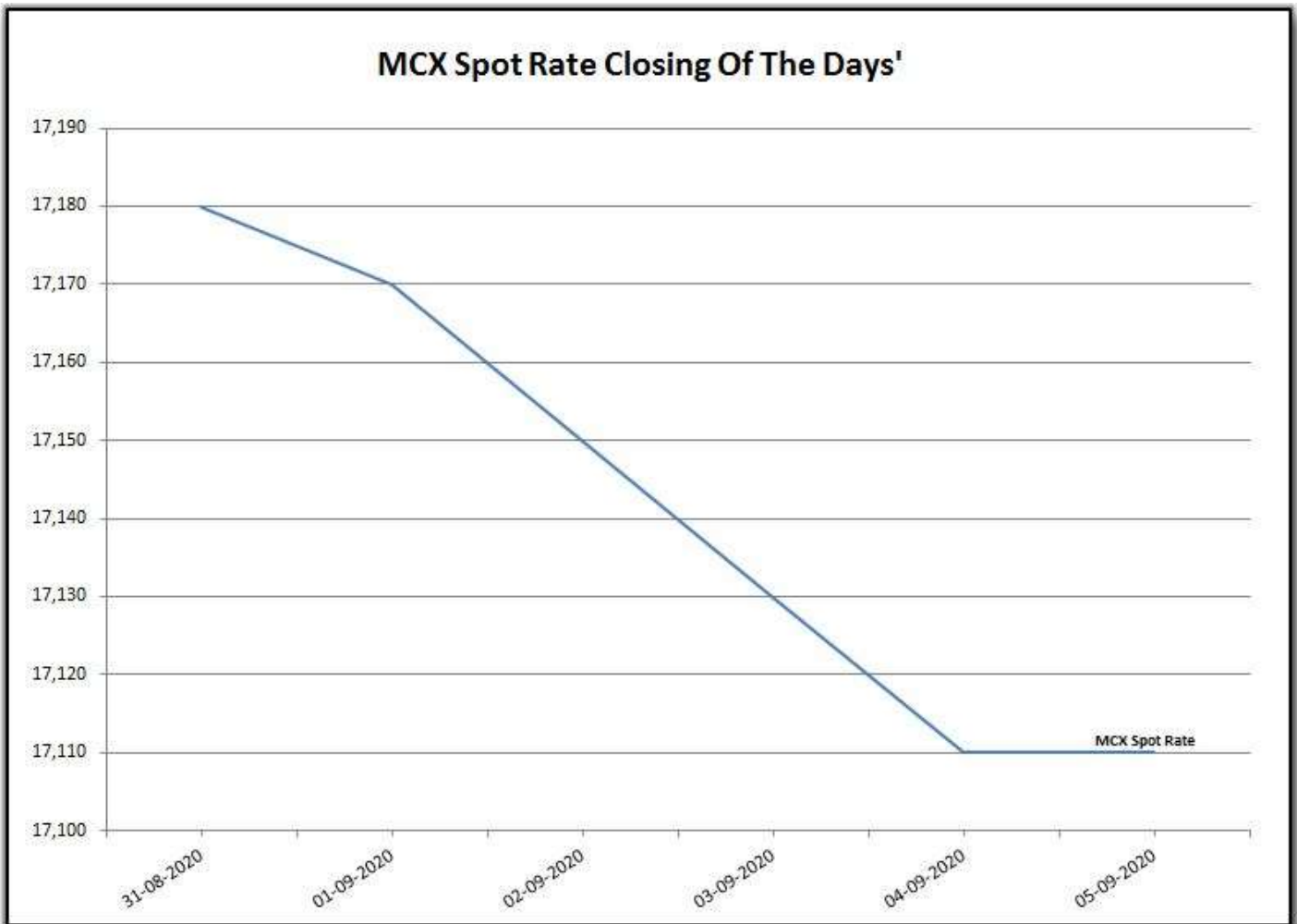




# GUJCOT TRADE ASSOCIATION

WEEKLY REPORT

05-SEP-2020

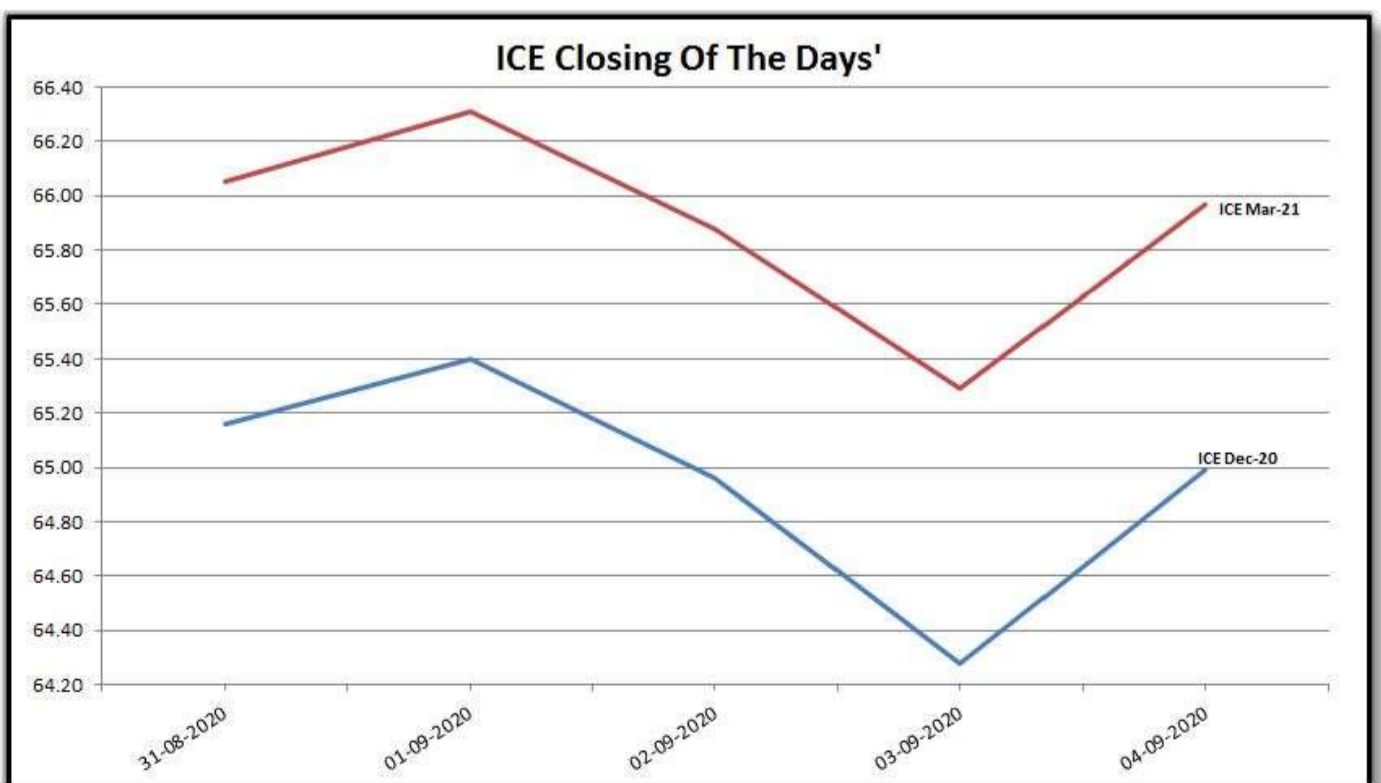
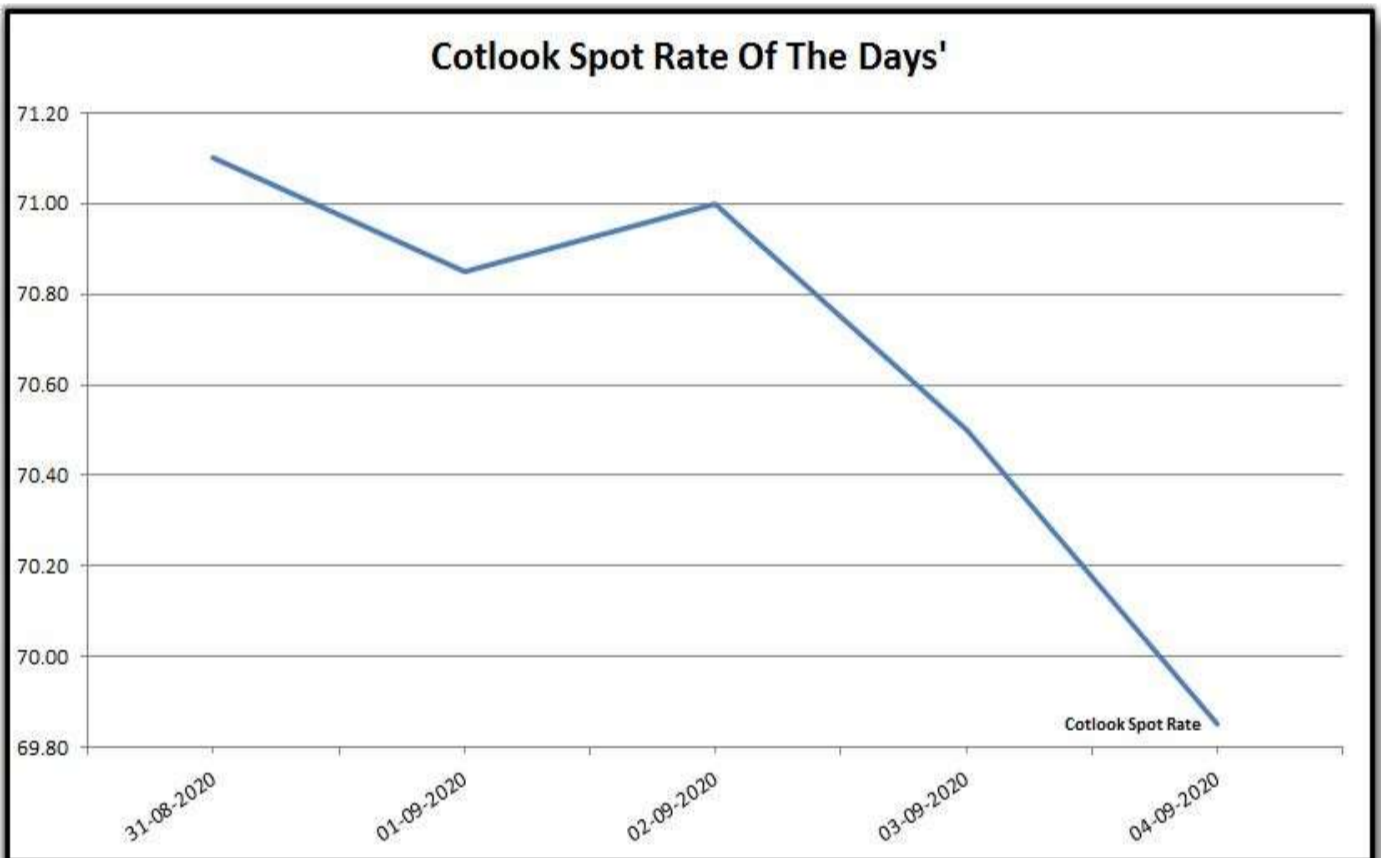




# GUJCOT TRADE ASSOCIATION

WEEKLY REPORT 05-SEP-2020

Foreign Indices			
Date	Cotlook	ICE	
	Spot Rate	Dec-20	Mar-21
31-08-2020	71.10	65.16	66.05
01-09-2020	70.85	65.40	66.31
02-09-2020	71.00	64.96	65.88
03-09-2020	70.50	64.28	65.29
04-09-2020	69.85	64.99	65.97





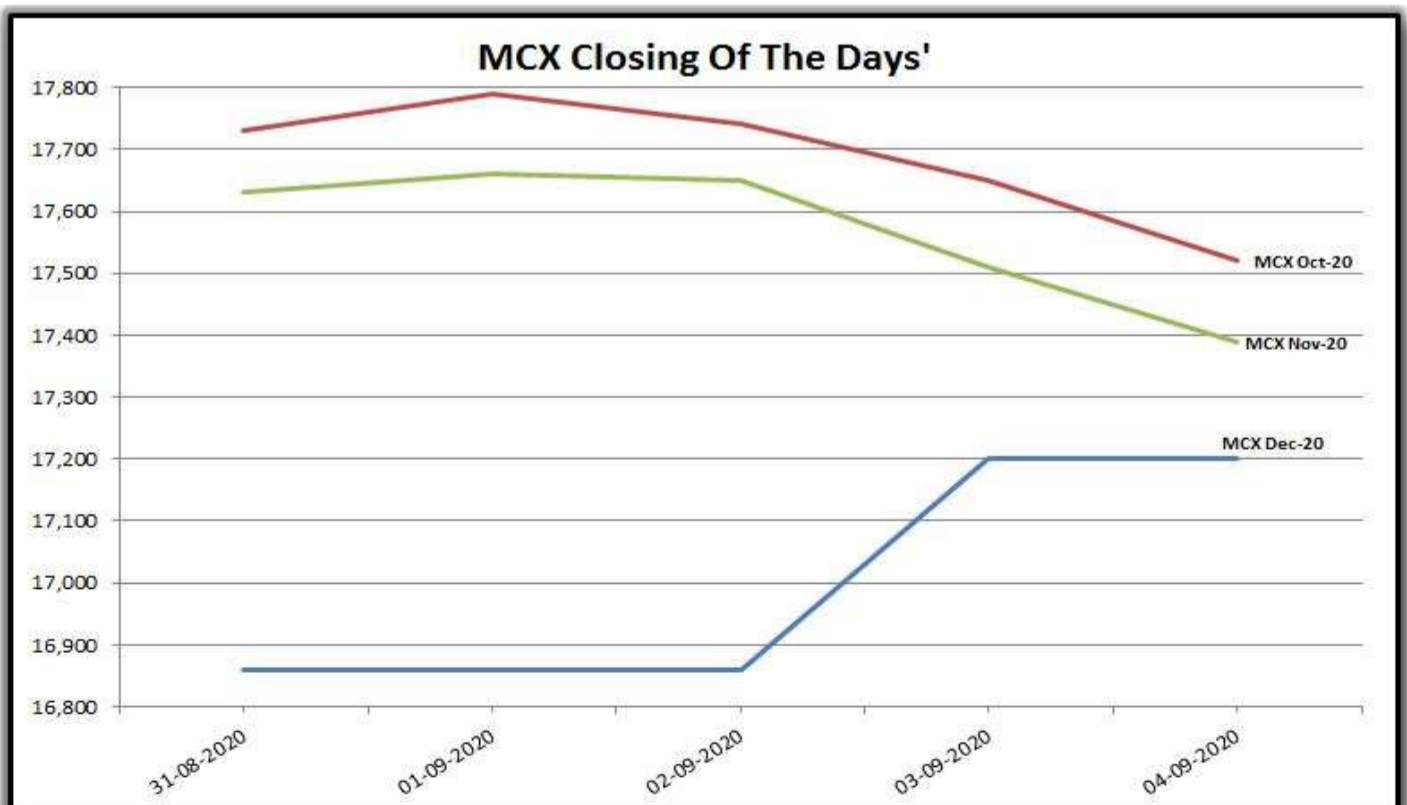
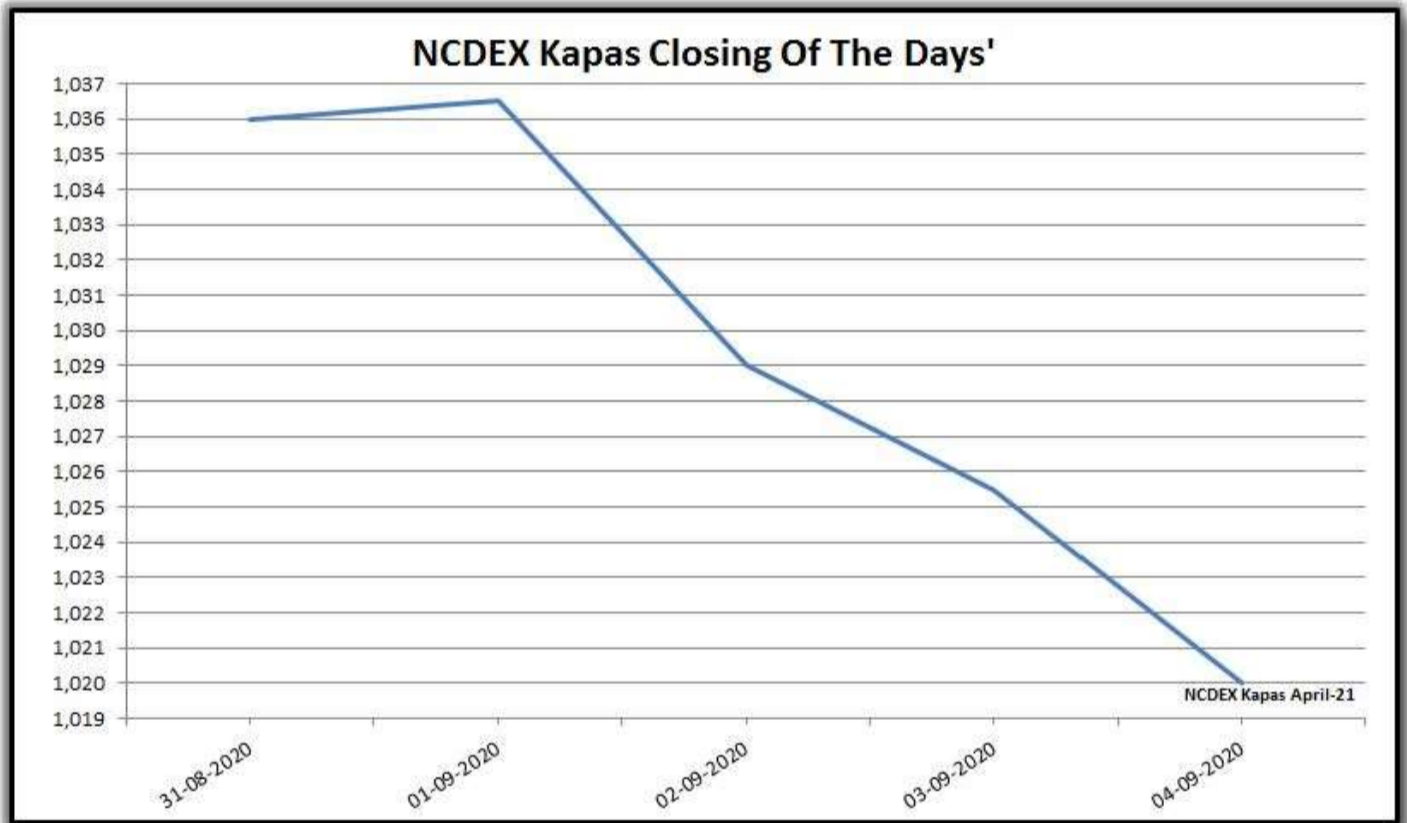


# GUJCOT TRADE ASSOCIATION

WEEKLY REPORT 05-SEP-2020

## Indian Indices

Date	NCDEX Kapas	MCX		
	30-Apr-2021	Oct-20	Nov-20	Dec-20
31-08-2020	1036.00	17,730	17,630	16,860
01-09-2020	1036.50	17,790	17,660	16,860
02-09-2020	1029.00	17,740	17,650	16,860
03-09-2020	1025.50	17,650	17,510	17,200
04-09-2020	1020.00	17,520	17,390	17,200



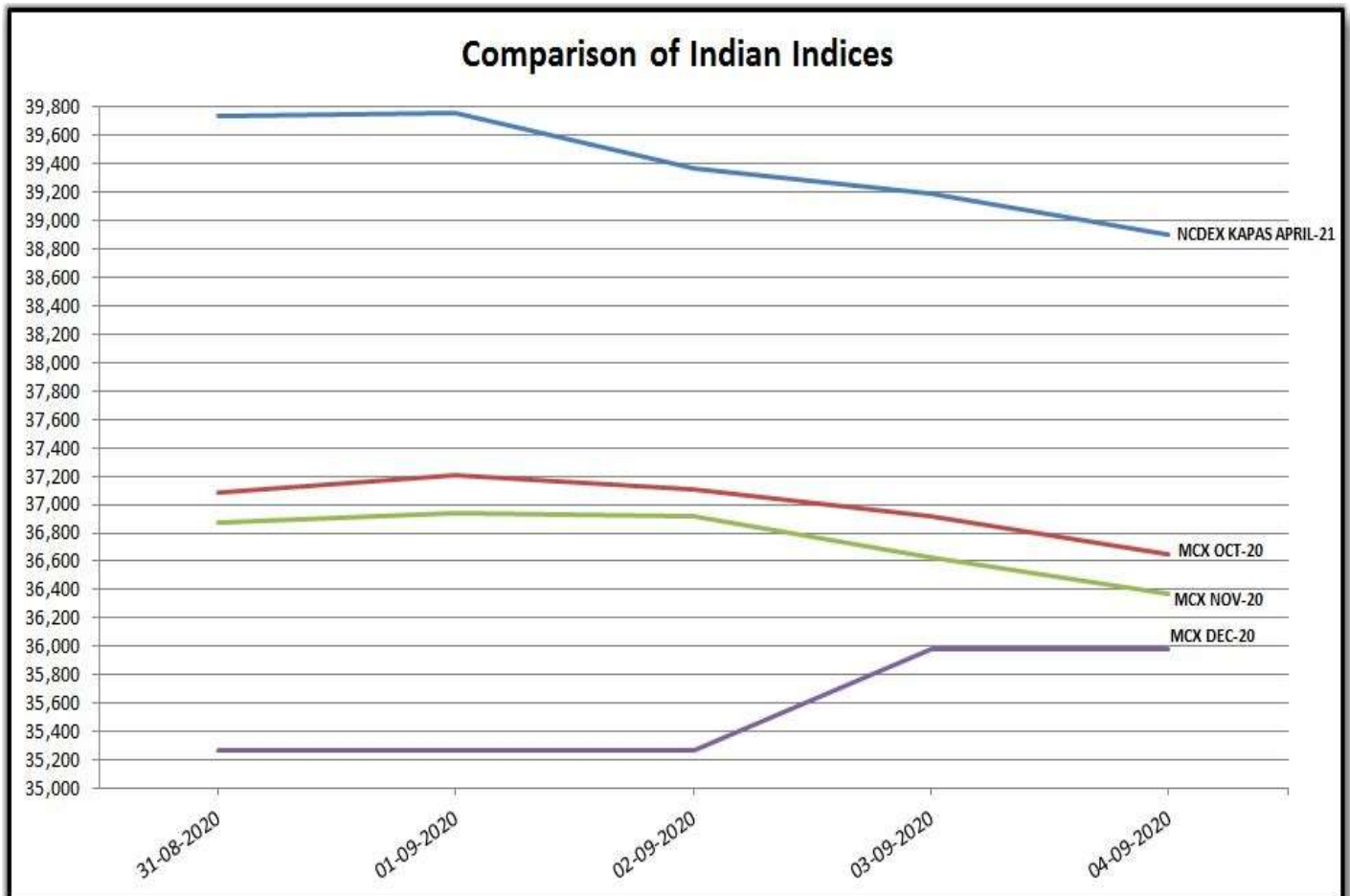


# GUJCOT TRADE ASSOCIATION

## WEEKLY REPORT 05-SEP-2020

Indian Indices in Candy Rate				
Date	NCDEX Kapas	MCX		
	April	Oct-20	Nov-20	Dec-20
31-08-2020	39,736	37,086	36,877	35,266
01-09-2020	39,762	37,211	36,939	35,266
02-09-2020	39,370	37,107	36,919	35,266
03-09-2020	39,187	36,919	36,626	35,977
04-09-2020	38,899	36,647	36,375	35,977

Remark :- For NCDEX Kapas we have taken seed rate 490/20 Kg to convert in Candy.

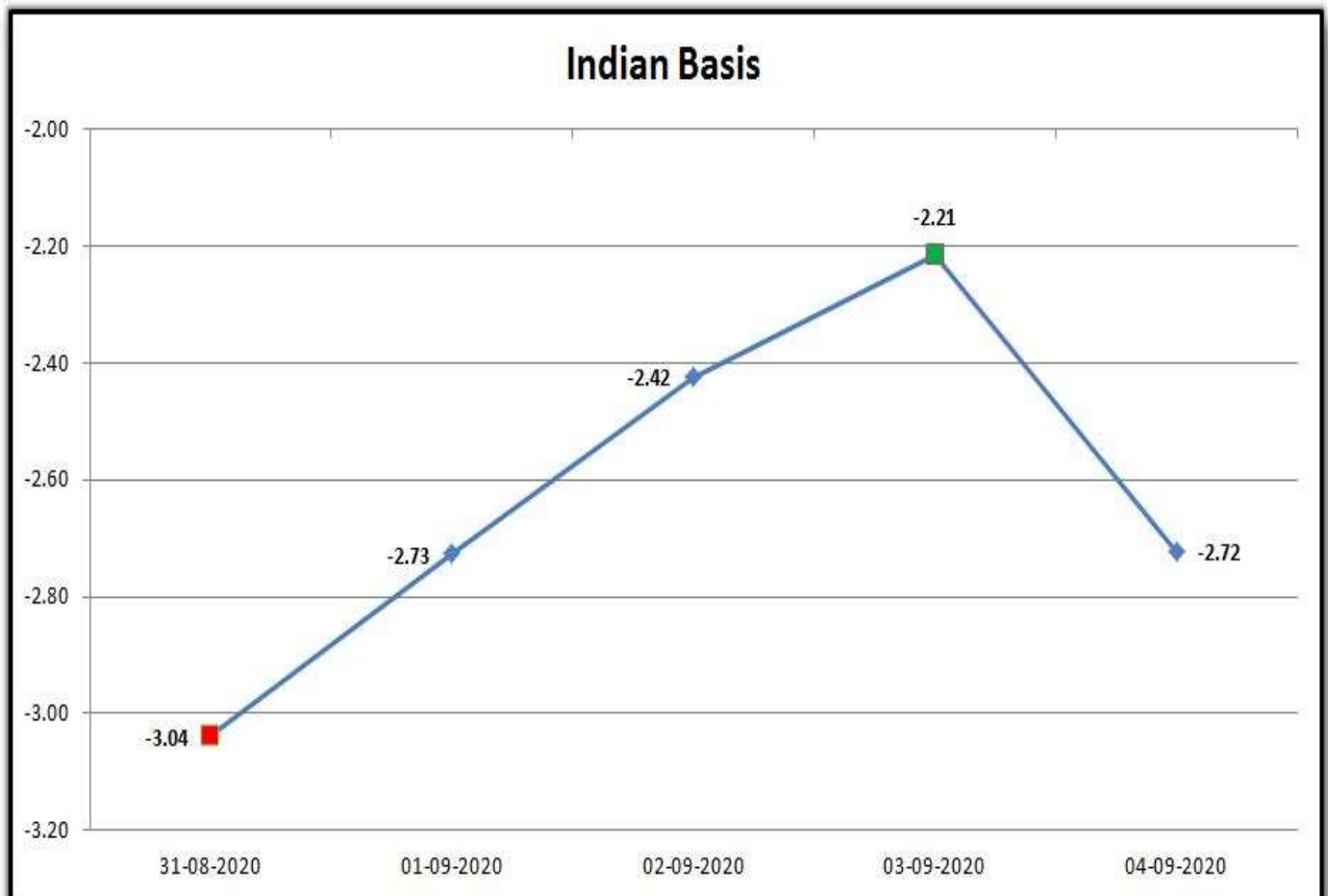




# GUJCOT TRADE ASSOCIATION

## WEEKLY REPORT 05-SEP-2020

Indian Basis					
DATE	29 MM	USD-INR	CENTS/LB	ICE DEC	BASIS
31-08-2020	35,850	73.61	62.12	65.16	-3.04
01-09-2020	35,800	72.86	62.67	65.40	-2.73
02-09-2020	35,800	73.02	62.54	64.96	-2.42
03-09-2020	35,750	73.47	62.07	64.28	-2.21
04-09-2020	35,700	73.13	62.27	64.99	-2.72





# GUJCOT TRADE ASSOCIATION

WEEKLY REPORT

05-SEP-2020

## IN THE WEEK AHEAD

- Friday at 2:30 p.m. Central – Commitments of Traders
- Tuesday at 3:00 p.m. Central – Crop Progress Report
- Friday at 7:30 a.m. Central – Export Sales Report
- Friday at 11:00 a.m. Central – WASDE, Crop Production
- Friday at 2:30 p.m. Central – Cotton-On-Call

One stop solution for all cotton related reports and information.

Visit <https://www.gujcot.com>. It's updated every day in real time.

You can view

- Gujarat Daily Spot Rate at 5:30 pm and Historical Data
- Gujarat Latest Pressing Report and Historical Data
- Daily Weather Report
- Cotton Advisory Board Balance sheet and Area, Production, Yield reports from cotton season 1991-1992 to 2017-2018 estimate available from Menu->Reports
- All Historical Gujcot Weekly Reports Menu->Reports
- All India Cotton Sowing data
- Gujarat Cotton Sowing District wise Report
- US Export Sales Report
- US Crop Progress Report
- China Cotton Auction Update
- International Cotton Indices and Spot Rates.
- USDA WASDE Report
- ICE Cotton On Call Report
- And All other National & International reports and upcoming events

## Report Sponsors:

Click on Sponsor's Logo to visit Sponsor's Website



Kamal Cotton Traders (P) Ltd.



Basil Commodities Pvt. Ltd.

## Report prepared by

Kalpesh Patel

Manager

Gujcot Trade Association